




SOUTH BALLAJURA PRIMARY SCHOOL

Annual Report

2023

The Annual Report provides parents and carers, the wider school community and the Department of Education with a summarised account of all aspects of school operations in 2023.



Annual Report 2023

Welcome to the 2023 South Ballajura Primary School Annual Report. This report provides information on school performance to the South Ballajura Primary School community.

This report is a summative document. If further detail is sought the Principal can expand on, and in detail, show a full breakdown of all data and information.

Our Motto

Learning Together - Growing Together

Our Community

The partnerships within our school community are extremely strong. The staff, students, parents and wider community work very well together and are continually growing. Both the School Council and P&C are valuable contributors, and drivers, in the continual growth and development of our school.

Our School Profile

South Ballajura Primary School is a level 5 primary school and is located at the southern end of Ballajura with a total enrolment of 341 students from Kindergarten to Year 6. Our specialised team of early childhood teachers and education assistants provide younger students with an excellent introduction to education. The school has a strong focus on literacy and numeracy; and sets high expectations for all students.

Students come from diverse cultural backgrounds; with 53% of students having a language background other than English. Students are supported by a team of specialised teachers and education assistants.

Our positive and challenging learning and teaching programs ensure that all students develop the skills they need to be confident and independent learners; in a rapidly changing world. We have excellent specialist programs in Indonesian, Physical Education, Music and the Visual Arts. We have interactive whiteboards or plasma televisions in all classrooms.

South Ballajura is co-located with the South Ballajura Education Support Centre; this provides many opportunities for integration between classes and students. We have a strong ethos of caring and each child is welcomed as making a unique contribution to our school community.

We have a whole-campus focus of 'You Can Do It' and actively teach, practise and recognise the five keys to school success - Getting along, Organisation, Persistence, Resilience and Confidence. Positive behaviour is modelled and rewarded. There are consistent and clear consequences for students who breach our code of conduct.

2011 saw the opening of a new early childhood block and a new arts and teaching cluster block. This has directly enhanced the quality of the programs we are able to offer and deliver. Other facilities include a well-resourced library and computer laboratory.

Our grounds are spacious and well-laid out. Our Kindergarten and Pre-primary students have designated and purpose-built play areas. There are junior and upper playgrounds; as well as a large oval, paved areas, basketball and tennis courts; and areas just to sit in the shade.

Strategic Plan 2021-2023

In 2021 we developed our current Strategic Plan and we are now in our last year of the plan. The 2021 -2023 Strategic Plan is aligned with the Department of Education's Strategic Plan. We will create a new Strategic Plan in 2024.

Planning Framework

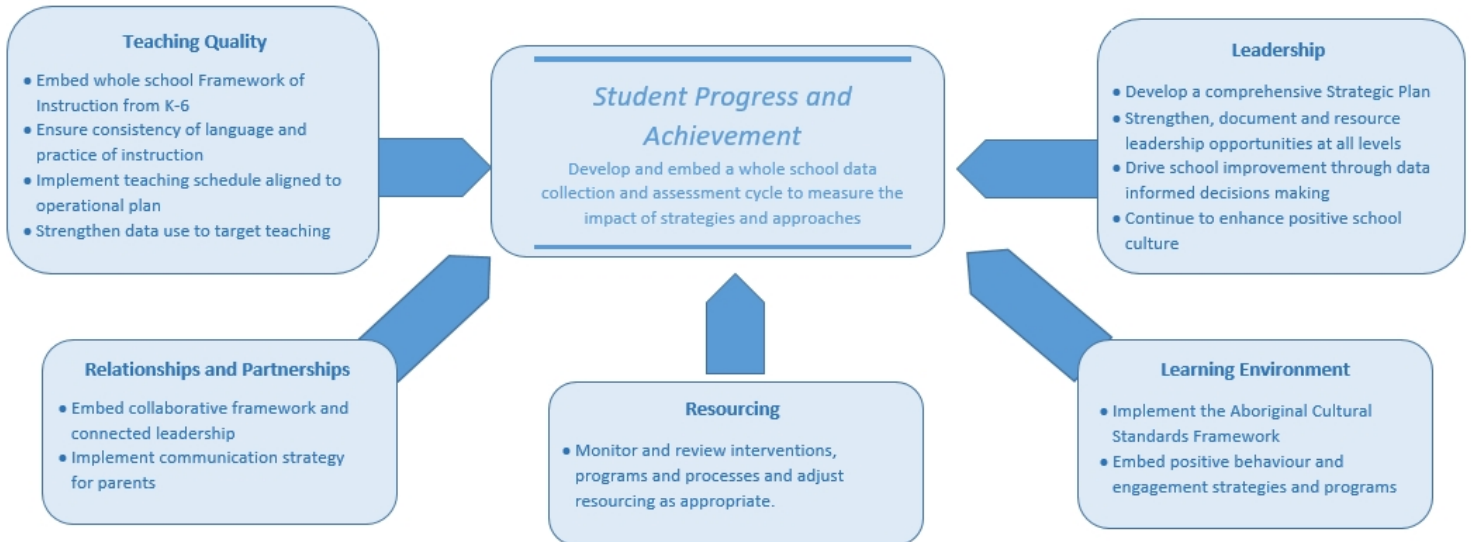
Our planning framework reflects and responds to the Australian Institute for Teaching and School Leaderships' (AITSL) National School Improvement Tool (NSIT). The NSIT assists schools to review and reflect on their efforts to improve the quality of the classroom teaching and learning.

It supports school-wide conversations - including with parents, families, school governing bodies, local communities and students themselves - about aspects of current practice, areas for improvement and evidence that progress is being made.

Judgement: How are we going?

Evidence: How do we know?

Planning: What are we doing to improve?



Student Achievement and Progress

The gathering of information on student performance follows a cyclical programme with data being collected annually in English and Mathematics and across all other learning areas on a two-year cycle. This information is reported back to parents via the Semester One and Semester Two reports.

NAPLAN

Each year in May, students in Years 3 and 5 participate in the National Assessment Programme in Literacy and Numeracy (NAPLAN). These tests allow comparison with other schools within the state and across Australia in a range of learning area contexts. Furthermore, data collected by these assessments is used by the school to longitudinally track whole school, cohort and individual student progress and achievement over time. This is, with the exception of Year 3 Writing, completed online.

From 2023, NAPLAN results are reported against 4 proficiency levels. This replaces the previous numerical NAPLAN bands and national minimum standards. The NAPLAN measurement scales and time series have also been reset. This means results from 2023 on cannot be directly compared with results from 2008 to 2022.

In the score equivalence tables linked below, proficiency levels are coded with numerical values:

1. **Needs additional support:** the student's result indicates that they are not achieving the learning outcomes that are expected at the time of testing. They are likely to need additional support to progress satisfactorily.
2. **Developing:** the student's result indicates that they are working towards expectations at the time of testing.
3. **Strong:** the student's result meets challenging but reasonable expectations at the time of testing.
4. **Exceeding:** the student's result exceeds expectations at the time of testing.

Table: NAPLAN scale score cut points (lower bounds) between proficiency levels

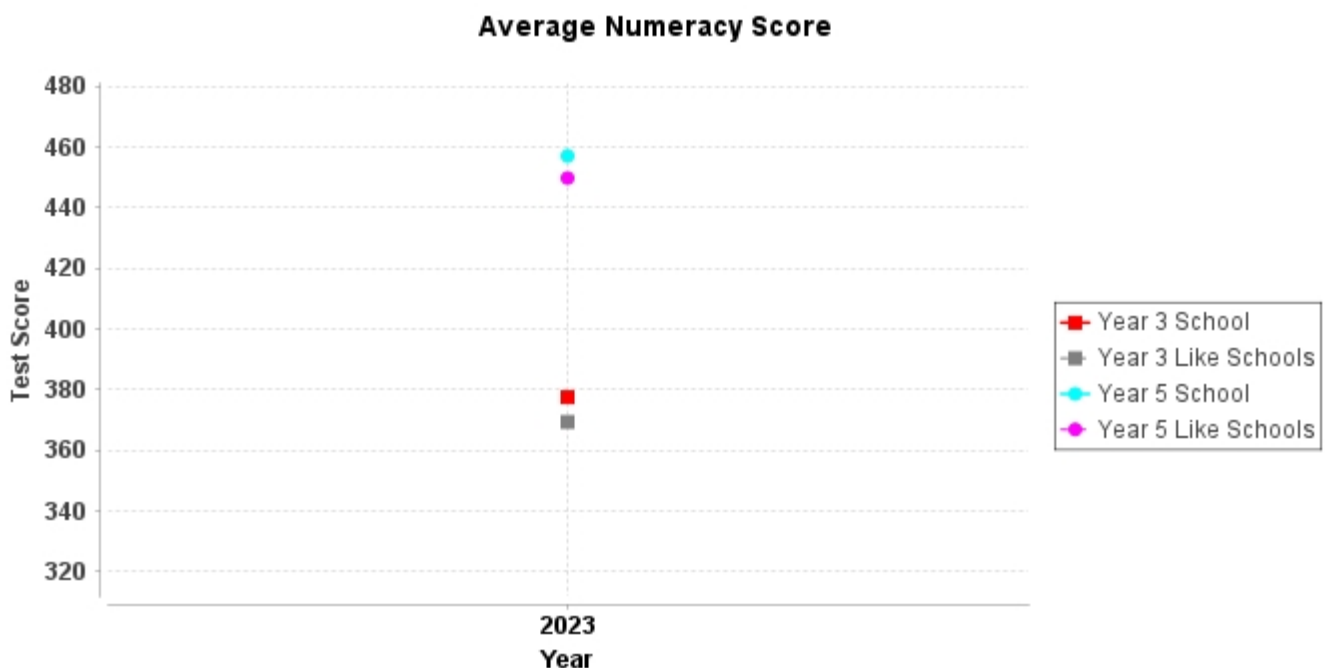
Domain	Year	Needs additional support / Developing	Developing / Strong	Strong / Exceeding
Numeracy	3	311	378	493
	5	386	451	577
	7	431	500	632
	9	463	536	673
Reading	3	282	368	481
	5	377	448	555
	7	430	500	603
	9	464	539	639
Writing	3	296	370	503
	5	385	455	570
	7	439	511	614
	9	469	553	647
Spelling	3	294	380	489
	5	378	451	553
	7	430	497	595
	9	470	532	627
Grammar and Punctuation	3	312	404	523
	5	397	470	582
	7	444	513	620
	9	460	545	649

Comparative Performance

The graphs below show the average scores for our students against the four proficiency levels as well as the percentage of students in each level.

In comparison with likes schools for we were at the same or above the Proficiency Levels for 2023. However, individual student data was available, and we were able to utilise this for planning our learning programs. Whole school planning and protocols around early identification of students with learning difficulties will support progress for students going forward.

Average Numeracy Score



Percentage of students in each Proficiency Level

Proficiency Level	Year 3 Numeracy			Year 5 Numeracy		
	School	Like Schools	WA Public Schools	School	Like Schools	WA Public Schools
	2023	2023	2023	2023	2023	2023
Exceeding	2%	6%	11%	6%	5%	11%
Strong	50%	42%	50%	45%	44%	53%
Developing	33%	29%	24%	26%	30%	23%
NAS	15%	23%	14%	23%	20%	12%

ir
Percentage Comparison SBPS - Like Schools
 Above: **Strong & Developing**
 Below: **Exceeding & Needs Additional Support**

Green = Positive progress.
Orange = Area for improved progress.

Average Reading Score

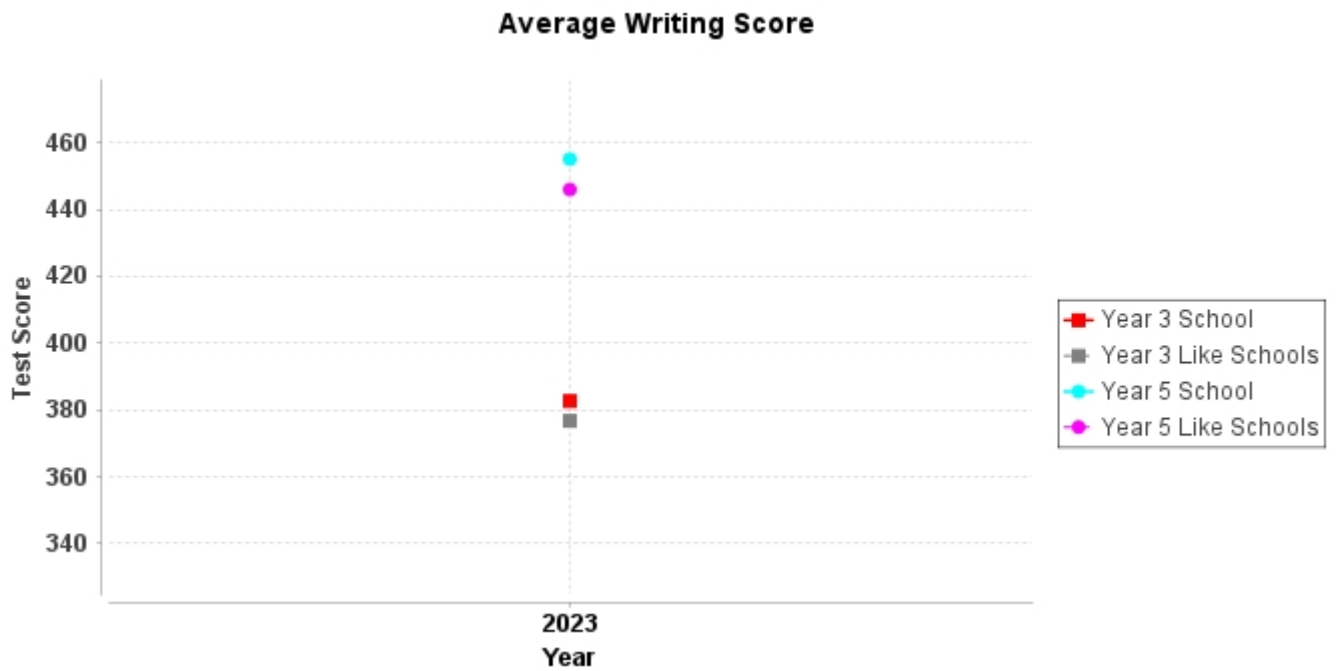


Percentage of students in each Proficiency Level

Proficiency Level	Year 3 Reading			Year 5 Reading		
	School	Like Schools	WA Public Schools	School	Like Schools	WA Public Schools
	2023	2023	2023	2023	2023	2023
Exceeding	0%	7%	16%	6%	9%	18%
Strong	40%	38%	45%	47%	46%	51%
Developing	42%	30%	24%	35%	25%	18%
NAS	19%	25%	14%	12%	20%	11%

ir
Percentage Comparison SBPS - Like Schools
 Above: **Strong & Developing**
 Below: **Exceeding & Needs Additional Support**

Average Writing Score



Percentage of students in each Proficiency Level

Proficiency Level	Year 3 Writing			Year 5 Writing		
	School	Like Schools	WA Public Schools	School	Like Schools	WA Public Schools
	2023	2023	2023	2023	2023	2023
Exceeding	0%	5%	9%	2%	6%	10%
Strong	74%	57%	65%	57%	46%	54%
Developing	15%	20%	14%	24%	27%	22%
NAS	11%	18%	10%	16%	21%	12%

Percentage Comparison SBPS - Like Schools

Above: **Strong**
 Below: **Developing, Exceeding**
 & **Needs Additional Support**

Percentage of students in each Proficiency Level

Proficiency Level	Year 3 Spelling			Year 5 Spelling		
	School	Like Schools	WA Public Schools	School	Like Schools	WA Public Schools
	2023	2023	2023	2023	2023	2023
Exceeding	6%	11%	15%	11%	14%	20%
Strong	55%	35%	42%	54%	43%	48%
Developing	30%	32%	28%	20%	23%	20%
NAS	9%	23%	13%	15%	20%	11%

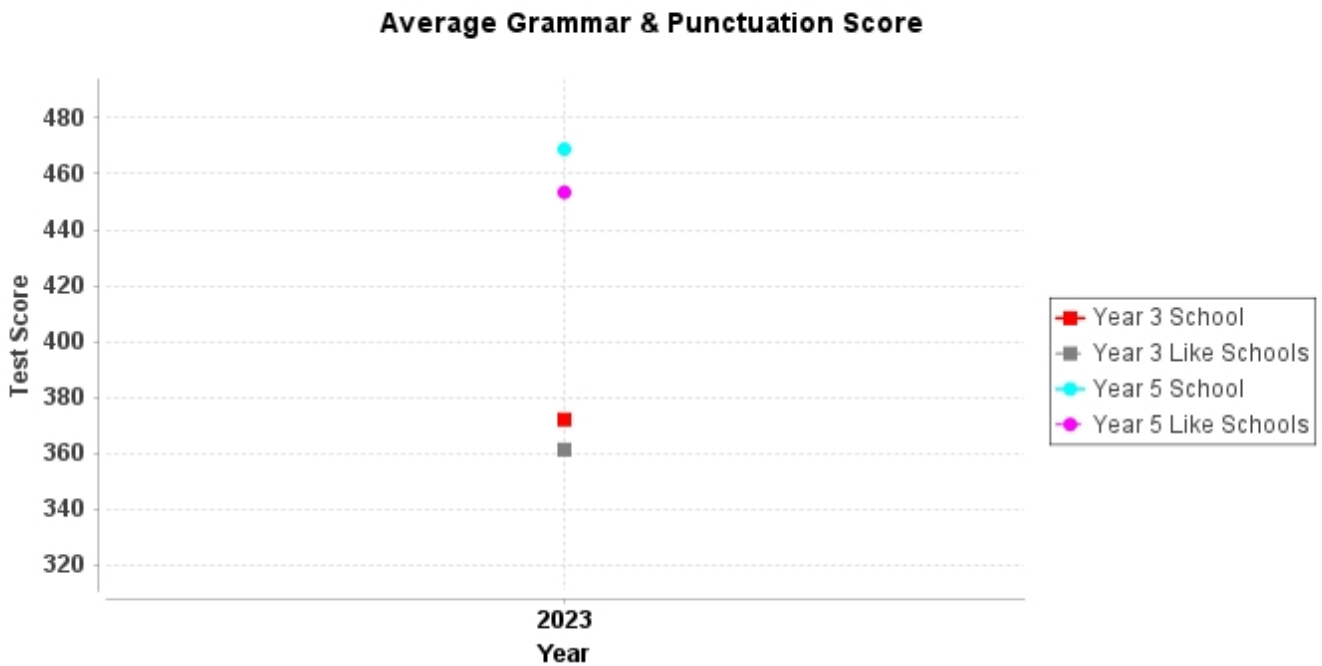


Percentage Comparison SBPS - Like Schools

Above: **Strong**

Below: **Developing, Exceeding & Needs Additional Support**

Average Grammar & Punctuation Score



Percentage of students in each Proficiency Level

Proficiency Level	Year 3 Grammar & Punctuation			Year 5 Grammar & Punctuation		
	School	Like Schools	WA Public Schools	School	Like Schools	WA Public Schools
	2023	2023	2023	2023	2023	2023
Exceeding	2%	3%	8%	4%	7%	13%
Strong	30%	32%	42%	41%	38%	46%
Developing	47%	35%	30%	37%	31%	26%
NAS	21%	30%	18%	17%	24%	14%

Percentage Comparison SBPS - Like Schools

Above: **Strong**

Below: **Developing, Exceeding & Needs Additional Support**

National Quality Standards (NQS)

Every year the K-2 staff work together to ensure that they are improving and reviewing the learning experiences they provide to the students across this phase of learning. The year 2023, saw the teachers

continue in their practice and ownership of the key quality areas that have been identified as requiring extra attention.

A summary overview of areas met in 2023, indicate a slow yet steady progress towards meeting the quality areas not yet met. The current focus areas for improvement will eventuate with the K-2 students and their families becoming more involved in the creation of learning spaces that reflect the individual children's input through the resources and information available to each family. The Year 2023 saw a continuation to incorporate play across the learning programs offered daily across this phase of learning. It is also anticipated that the K-2 teachers' willingness to adopt best practice models and their development of a shared early childhood pedagogical approach will allow them to establish positive long-lasting changes for the students of South Ballajura.

The table below outlines our NQS audit status.

School	SOUTH BALLAJURA PRIMARY SCHOOL												
Audit Status	In progress												
Audit Year	2023												
Quality Areas													
QA1		QA2		QA3		QA4		QA5		QA6		QA7	
WT		M		WT		WT		WT		M		WT	
Standards													
QA1		QA2		QA3		QA4		QA5		QA6		QA7	
1.1	WT	2.1	M	3.1	WT	4.1	WT	5.1	WT	6.1	M	7.1	WT
1.2	M	2.2	M	3.2	WT	4.2	WT	5.2	WT	6.2	M	7.2	WT
1.3	WT												

Key: M - Meeting

WT - Working Towards

EAL/D

Nearly a third of students at SBPS speak a language other than English at home. Many of these students require extra support in class with English language learning. There has also been an increase of our Indigenous families nominating Aboriginal English on enrolment details.

The school promotes and supports the unique cultural and linguistic resources EALD students bring to school.

To enable the most appropriate teaching and learning strategies are used, staff undertook professional learning about English language and additional language development and appropriate EALD pedagogy to enhance oral language and writing. An EALD support teacher worked collaboratively with teachers to ensure the learning needs of EALD students are considered. They provided various in class language experiences for oral interaction, allowing students to explore and clarify their understanding of concepts through classroom talk. The EALD support teacher guided and supported teachers to analyse EALD student assessment evidence using the EALD Progress Map to level and report on EALD students' achievement. Data from this will be used to inform future classroom teaching and whole school programs.

ENGLISH LEARNING AREA

English is a Key Curriculum Area and one of the ongoing SBPS major focus areas within the school. In 2023, Writing and Teacher Moderation of writing samples were our targeted areas. Synthetic Phonics and Spelling were put into maintenance. We are using our NAPLAN, PAT, On Entry, KAT, Reporting and beginning Brightpath data, to measure growth from K to Year 6 in Reading, Viewing, Speaking, Listening and Writing.

Writing continued to be a focus into 2023. The correlated data between NAPLAN and Reporting grades allocated between year levels, led to the continuation of the Brightpath moderation assessment tool in

English. During 2023, all staff teaching English, have been involved in ongoing intensive Professional Learning and support to implement the Brightpath program. There has been a notable increase in Teacher confidence and capabilities to make more consistent judgements when assessing Writing. Based on 2022/23 KAT and On Entry data, Oral Language continues to be an area of limited development and skill level demonstrated by the majority of students at the beginning of their schooling. As Oral Language skills are the foundations of Writing skills, from 2023 there will be a focus on Oral Narrative development in Kindergarten and Pre-primary, using the Brightpath tool. All other genres will be explored and implemented from Year 1 to Year 6, over a four-year timeline. This data will be used to inform future teaching and learning experiences.

In 2023, the English committee investigated research and evidence-based, effective whole school writing programs, to implement in 2023 to improve writing progress across the school. In 2023, staff will be involved in Professional Learning in a trial of the program, 'Seven Steps to Writing Success' with the goal of developing a whole school approach to Writing, with full implementation in 2024. This program correlates with the Brightpath assessment tool for a smooth integration of Teaching, Learning and Assessment.

'Letters and Sounds' and 'Words their Way' have continued as our whole school approach to synthetic phonics and spelling. In 2023, the full implementation of Student Tracking and Assessment booklets was completed across Kindergarten to Year 3. This will continue as an annual process to monitor progress throughout each student's early childhood years. These programs are in maintenance and will be reviewed at the end of 2024. This data forms part of the ongoing monitoring of student progress across the year levels and will continue to be used to inform future teaching and learning experiences.

Ms Bronwyn Banfield
Literacy Support Teacher and EAL/D Coordinator

Student Information

High School Destinations of Year 6 Students

As outlined in the table below, of our 2023 Year 6 cohort, 44 students were retained in the public school system and 6 students enrolled in the private system.

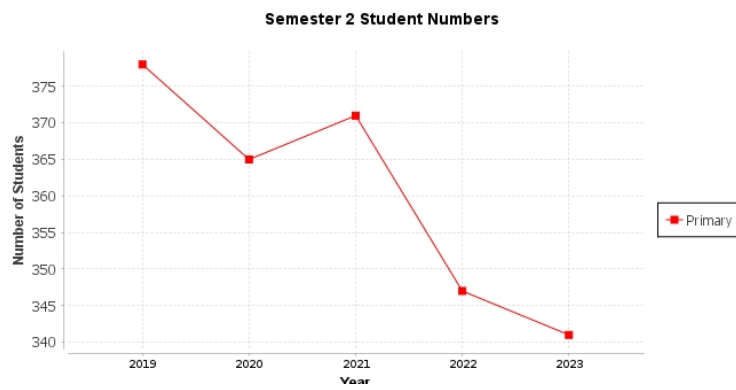
2023 school destinations of the 2022 student cohort

Year Level : Male: 29 Female: 23 Total: 52

Destination Schools	Male	Female	Total
	0		
4158 Ballajura Community College	23	14	37
1378 John Septimus Roe Ang Com Sch		3	3
4177 Ellenbrook Secondary College	1	1	2
4116 Darling Range Sports College	1		1
4036 Dianella Secondary College		1	1
4122 Greenwood College		1	1
1450 Holy Cross College	1		1
4026 John Forrest Secondary College		1	1
1221 Mercy College	1		1
1374 St Andrew's Grammar	1		1
4134 Warwick Senior High School	1		1

Enrolment Trends

As evident in the graph (which doesn't include Kindergarten students), the overall numbers during the last few years have declined and the trend continued for the start of 2023.



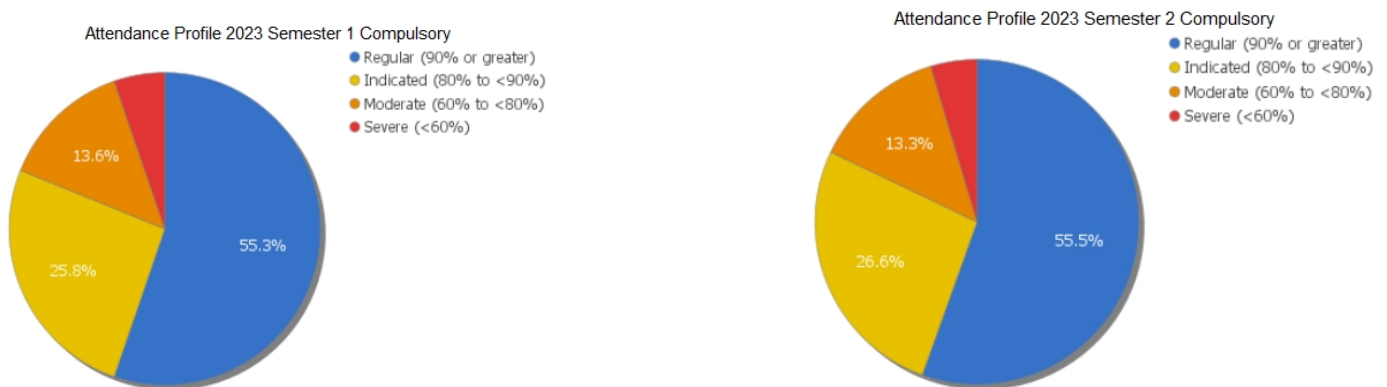
Attendance

At South Ballajura Primary, student attendance is generally good. As shown in the table below our 2023 attendance rates in each compulsory year level are close to those of WA Public Schools.

% Student Attendance 2023

	PPR	Y01	Y02	Y03	Y04	Y05	Y06
2021	87%	88%	92%	92%	90%	92%	89%
2022	85%	79%	85%	87%	86%	83%	88%
2023	88%	90%	86%	84%	90%	86%	89%
WA Public Schools 2023	88%	89%	89%	89%	89%	89%	89%

Due to the impact of Covid-19 our attendance declined significantly in 2022 and is slowly building towards pre-covid levels in 2023. We will continue to review our procedures to support families in ensuring their children attend school regularly.



Staff

The South Ballajura Primary staff are committed to providing a quality education for all students. They work collaboratively to ensure that the learning programmed is innovative and student centred. Staff use flexible approaches that motivate, engage, challenge and respond to the needs of all students. Individual expertise is recognised and shared.

2023 proved to be a very busy and productive year for the school. Staff continued working on a systematic review of our school planning. The main planning focus for 2023 was building on the recommendations from our Public School Review. We continued the assessment and monitoring of our progress towards achieving the targets set in our Strategic Plan.

All school procedures are under review through this process which will take place over the next couple of years. A strong focus on phased implementation of the Western Australian Curriculum will continue as will whole staff planning and support in phases of schooling and increased collegiate support.

The staff and the school community should be proud of the partnerships and connections that have been established in the South Ballajura community. Together we practice values that are applied appropriately in a variety of situations.

Our Commitment for Improvement

A continued focus, comprehensive data analysis and a review of procedures in 2024 is expected to maintain this trend of improved progress. Staff, through an improved data collection cycle, will monitor individual student progress and use this information to drive their planning to improve student outcomes.

School Council

The school council had a slow year with recruiting new members after a few resignations due to other commitments.

Nevertheless, we managed to meet up a few times to discuss and continue business as usual as a council. The Council is optimistic that its members will continue to grow and recruiting new members is high on the Council's agenda for 2024.

*Mr Azman Adelaide
Council Chairperson*

South Ballajura Primary School P&C President's Report - Reflections of 2023

We held our 2023 Annual General Meeting (AGM) towards the end of Term 1 and a new Executive Committee was elected. Kerry Mills as President Alice Huynh as Vice President, Danielle Wroblewski as Secretary, Jess Crabbe as Treasurer, Ameenah Adam-Parker as Fundraising Coordinator. Annette Hopkinson, Bree McDougall, and Ben Mohamed as Executive Members.

We would like to express our greatest appreciation and thanks to Annette Hopkinson and Bree McDougall for their 10 years of dedication to the South Ballajura Primary School, Education Support Centre, and Community. Both members will be leaving the P&C with their youngest children graduating at the end of 2023. They both will be greatly missed.

We started off the year with a bang with a Welcome Back Summertastic disco in Term 1 and concluded with the Fluoro Disco (sadly not dark enough to see all the amazing glow sticks and colour) in Term 4.

The Mothers' and Fathers' Day stalls were both very successful and well supported. The P&C assisted with food sales for Open Night, Sports Carnival, and the Interschool Sports Carnival events. We appreciate the donation of the bike vouchers to raffle by the Hon Rita Saffioti MLA. The containers for change recycling bins have been extremely successful in raising funds and special thanks to the year 6's who sorted and cleaned them each week.

We held our first Movie Night at Ace Cinemas, and it was so great to see so many students and families attend. Special shout to Mrs Southland, Miss Gladwell, Ms Adams, and Mrs Edwards who came and joined in on the fun. We also had a Cookie Dough fundraiser with our highest individual fundraiser selling 40 tubs herself. Well done Teira D.

We held our second Colour Splatacular Fun Run for South Ballajura, and it was an absolute success. This time we not only had coloured powder but slime. It was amazing to see all the children, teachers and parents getting involved. We worked with Australian Fundraising Specialists this year who assisted with an electronic fundraising platform offering prize incentives for our fundraising students. The two highest fundraisers were

even able to pour a bucket of slime on Miss Kinsella and Miss Gladwell's heads. Thank you, ladies, for kindly taking up our request. A massive congratulations to Mason H for being the highest fundraiser for both schools.

We said goodbye to our Canteen Manager Bree McDougall at the end of Term 2 and welcomed our new Canteen Manager Deb Medley. With Kath by her side, she has fit right into the school community.

With the ever-increasing cost of supplies and wages, it was voted in Term 3 to close the Canteen one day a week on Monday. It was a sad decision but vital to keep the canteen and P&C going.

Alice and I attended the two-day WACSSO Conference where we undertook workshops, networking and listened to a variety of guest speakers. It was a valuable learning experience to get ideas from other P&C's across the State.

Funds were donated to the school for Graduation prizes, Year 6 Camp/Graduation Expenses, Books to the Reading Centre and brand-new choir t-shirts (which look amazing).

This was my second year on the P&C and my first as the President for the entire year. I had such a fun year with all the ladies and gentlemen on the P&C and have made some long-lasting friendships. Sadly, I am unable to continue as President for 2024 but will continue to be a member of the P&C. We have great plans for the year ahead and wish to continue to make a positive difference in the school community.

I would like to thank all the volunteers, a lot of new fresh faces as well, for all your efforts and help this year. Without volunteers the P&C and canteen would not run, so Thank You.

With several of the roles now vacant due to ever changing work and lifestyle commitments, we look forward to welcoming new members of the P&C in 2024.

Lastly, I would like to thank Med Halal and Honeywell Meats for their continuous donations of delicious Halal sausages throughout the year. Also thank you to Woolworths Ballajura and Granny's for their generous donation for the carnivals.

Kerryn Mills P&C
President

P&C President

Student Programs

Boonderu

The Boonderu program set up by Qynn and his team believe that music should be accessible and available to all school aged children and play an integral role in their personal and academic journey.

The Boonderu program at South Ballajura Primary School in 2023.





Boonderu runs every Thursday with a carefully selected group of students. Each student is paired up with a partner and interacts with Qynn in a 20-minute session.

Boonderu encourages students to think outside the box and realise the different ways to reach their full potential. The program was implemented to enhance student's self-esteem and to help encourage low attending students to attend school. The program also played a vital role in re-engaging our disengaged students back into the classroom.

20 students were selected. These students were selected on the following criteria:

- Do they exhibit low self-esteem?
- Low attendance
- Need support with social and emotional skills.

After a year of participating in the Boonderu program, the students have shown great enthusiasm and a strong passion for music. Students have demonstrated potential to work with other students and carry out a simple piece of music. Most students who were often quiet have started to contribute and share stories. Boonderu has also provided several students with musical opportunities outside of school. We have seen slight improvements in our attendance data and an overall shift in positive attitude across the school.

Principal's Feast

This year Pizza with the Principal has transformed into the Principal's Feast. The Principal's Feast is designed to encourage students to engage in a positive environment. Teachers nominate a student who has demonstrated outstanding citizenship qualities to have morning tea with the Principal and fellow students. The program was aimed at targeting students on the key values relating to getting along, organisation, confidence, persistence and their resilience skills.

The Principal's Feast happens on Weeks 5 and 10 of every term.



CRITERIA TO BE ELIGIBLE TO DINE AT ROYAL TABLE

Students:

1. Must have their Good Standing and not have lost it during the term.
2. Demonstrates positive play in the playground (no Playground slips)
3. Follows class charter, with no Back on Track or Office referrals
4. Displays positive behaviour in all specialist classes
5. Demonstrates 5 to Keys to Success



Teachers have observed students demonstrating qualities throughout the classroom that reflect these values. During the Principal's Feast we have also experienced the students interacting with other students, demonstrating a great level of confidence.

This initiative has proven to be very positive across the school with students interacting with the Campus Principals and other recipients of this award.



Finances

INCOME - 0

	Current Budget (\$)	Actual YTD (\$)
Carry Forward (Cash)	202,081	202,081
Carry Forward (Salary)	294,747	294,747

STUDENT-CENTRED FUNDING

Per Student	3,102,569	3,102,569
School and Student Characteristics	962,147	962,147
Disability Adjustments	16,793	16,793
Targeted Initiatives	264,675	264,675
Operational Response Allocation	9,227	9,227
Total Funds:	4,355,411	4,355,411

TRANSFERS AND ADJUSTMENTS

Regional Allocation	0	0
Transition Adjustment	#N/A	#N/A
School Transfers – Salary	(193,755)	(193,755)
School Transfers - Cash	280,000	280,000
Department Adjustments	0	0
Total Funds:	#N/A	#N/A

LOCALLY RAISED FUNDS (REVENUE)

Voluntary Contributions	8,698	8,938
Charges and Fees	40,624	36,905
Fees from Facilities Hire	0	0
Fundraising/Donations/Sponsorships	7,903	9,103
Commonwealth Govt Revenues	0	0
Other State Govt/Local Govt Revenues	0	0
Revenue from CO, Regional Office and Other scho	19,565	19,565
Other Revenues	5,010	5,756
Transfer from Reserve or DGR	0	0
Residential Accommodation	0	0
Farm Revenue (Ag and Farm Schools only)	0	0
Camp School Fees (Camp Schools only)	0	0
Total Funds:	81,800	80,267

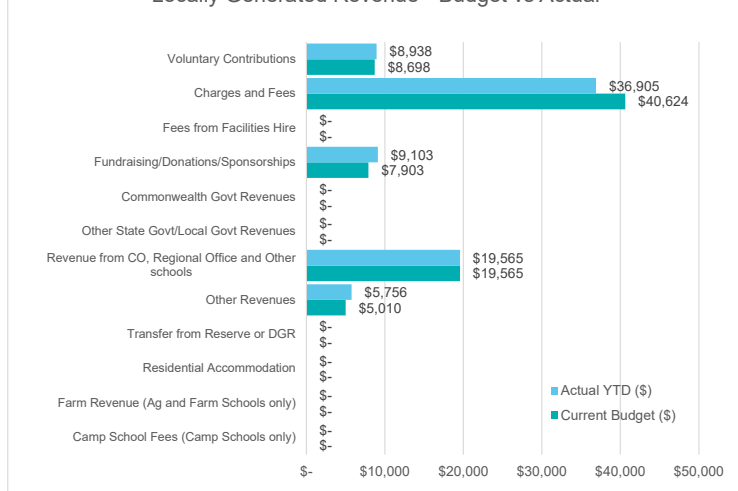
TOTAL

#N/A #N/A

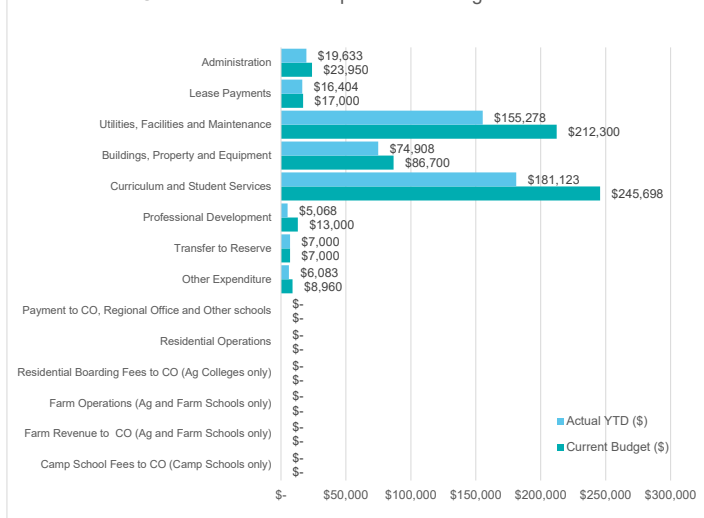
Goods and Services vs Salary expenditure



Locally Generated Revenue - Budget vs Actual



Goods and Services Expenditure - Budget vs Actual



Our Commitment for Improvement

Ongoing financial training for Administration, Office and Teaching and Non-teaching staff will ensure that sound financial practices are embedded throughout the school.

Community Engagement

During 2023 we re-engaged with our community after the effects that the Covid pandemic had on us. Our whole school and Campus community events were very well attended throughout 2023. It was wonderful to see so many families join us for events such as our Harmony Day and NAIDOC celebrations, ANZAC Day service, Faction Carnival and Open Night.

2024 Focus

The focus for 2024 will be Literacy (Writing in particular), Numeracy, STEM, Teacher Quality and Leadership, as well as Wellbeing (students and staff) as these areas are seen as critical for success in all others.

In Conclusion

During 2023 South Ballajura Primary School continued its journey as our local education facility. The strength of our school is evident by the strong foundations that exist, particularly the links between the school and the community. I have no doubt that South Ballajura Primary School will go from strength to strength in the years to come.

The strength and commitment of both the P&C and School Council are a credit to the parents and staff involved. The P&C has made significant contributions to the school, particularly in regard to fundraising. Thank you to everyone involved.

Thank you to the staff and parent / community members who contributed to our Annual Report, your input is invaluable.

As a community we again met the challenges of the year together to ensure the wellbeing of our members as well as the continuity and quality of learning for our students. As the year progressed, we were able to hold some special events. Student achievement and progress remained central to our work.

I remain grateful for the wonderful students, the staff that make up the team at South Ballajura Primary School who do their best for every student, every day; and our entire community.

Michael Kovalevs

Principal (2023)

Azman Adelaide

Council Chair

